

CT 1100SQ

1100 GALLONS/5000 LITRES WATER TANK

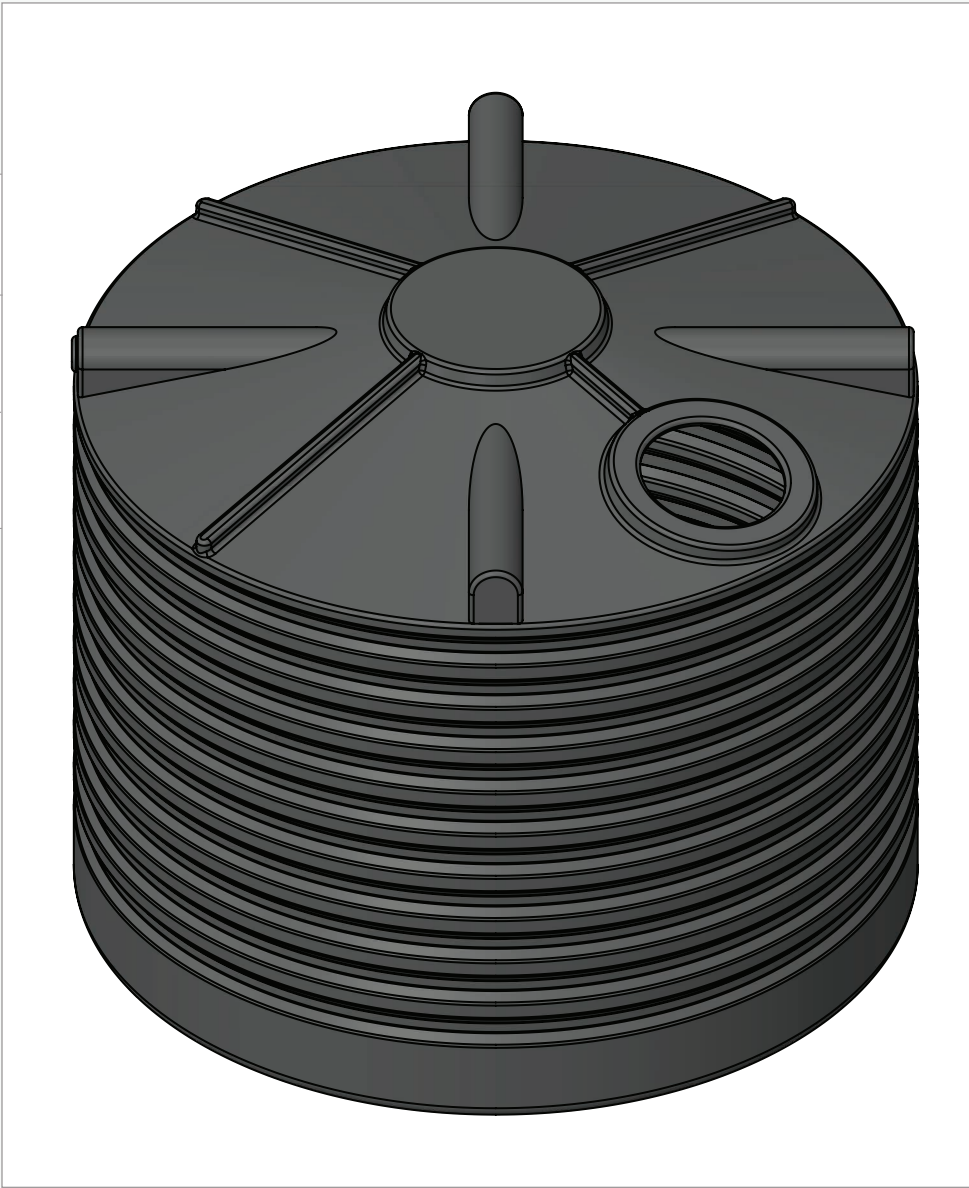
DIAMETER	2120 MM
INLET HEIGHT	1516 MM
APEX HEIGHT	1750 MM



Features


- Premium quality, UV protected and designed to withstand harsh Australian weather.
- Manufactured from 100% food grade polyethylene (No BPA).
- Fully self supporting roof and extra ribs for superior strength.
- One-piece construction.
- Free delivery 600kms from Dalby branch.

PEOPLE REQUIRED ONSITE TO ASSIST WITH DELIVERY (3)	1 + 1 DRIVER
WEIGHT	100 KG



Free Inclusions (1)

(Fitted onsite upon delivery)



AVAILABLE IN ALL 32 COLOURS

White	Merino
Beige	Earthtone
Inlet Beige	Ravine
Autumn Brown	Bronze Olive
Heritage Green	Tidal Green
Rivergum	Mist Green
Smooth Cream	Wheat
Desert Haze	Terrane
Heritage Red	Aubergine
Mountain Blue	Stormedge Blue
Torris Blue	Birch Grey
Dusk	Light Grey
Slate Grey	Boulder Grey
Metal Grey	Charcoal
Black	Native Grey
Gull Grey	Wind Grey



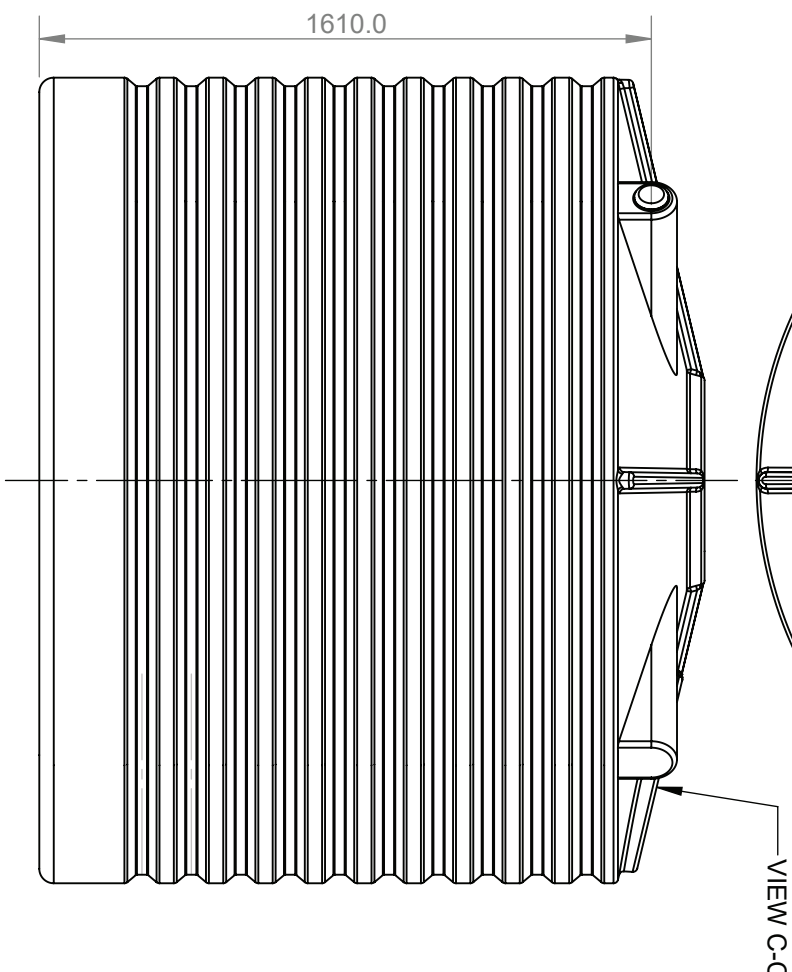
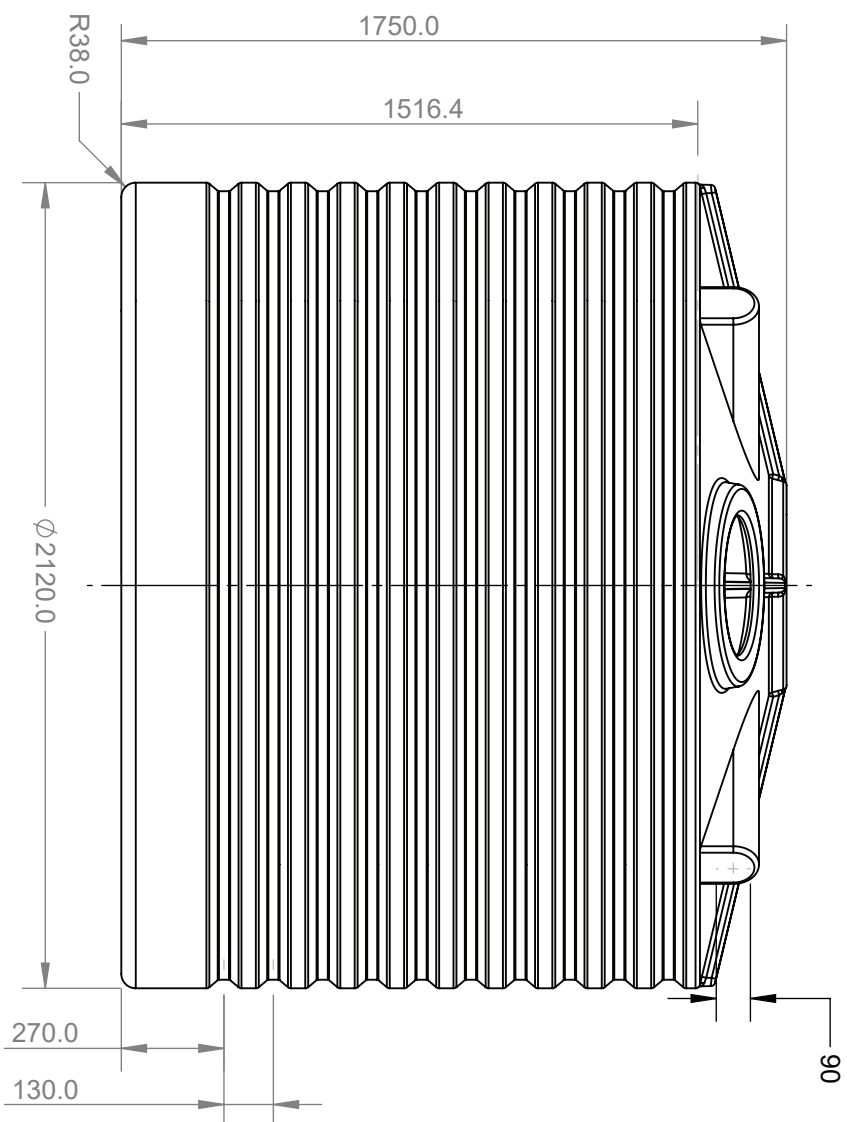


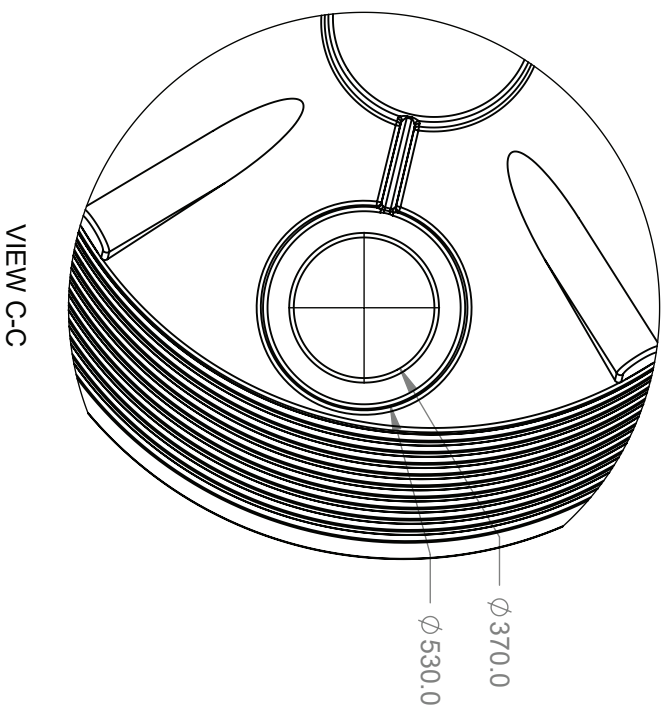
AS/NZS 4766:2006
Polyethylene Storage Tanks
for Water and Chemicals
Certification # 300/1



(1) Additional watermarked tested brass fittings or poly fittings are available on request (additional charges may apply).
(2) Watermarked tested brass fittings available in 1", 1.5" & 2", poly welded fittings also available (additional charges may apply).
(3) Delivery & Installation guide available, enquire with our sales team for a copy.
(4) Warranty Conditions available on our website. *Conditions apply.

Sizes shown are approximate sizes. Capacities listed are approximate maximum volumes. Prices quoted include GST. Specifications are subject to change.
Product Certification applies to selected range.





DRAWING NOTES:

1. GENERAL TOLERANCES TO BE FOLLOWED IN TABLE, UNLESS OTHERWISE SPECIFIED
2. ☐ SURROUNDED DIMENSIONS ARE CRITICAL
3. ☐ SURROUNDED DIMENSIONS ARE FOR REFERENCE
4. ANY UNMARKED OR MISSING DIMENSIONS USE STEP DATA OR NATIVE PARTS
5. MATERIAL SUBSTITUTION ONLY WITH WRITTEN PERMISSION FROM CLARK TANKS
6. ALL SHARP EDGES AND BURRS TO BE REMOVED

[illegible]

5000L

CT1100SQ